



ASSOCIATION OF RADIATION ONCOLOGISTS OF INDIA

Quarterly Newsletter

Jun 2017 Vol.13, Issue 2

From-Office of AROI



General Body Meeting (GBM)

Dear Friends,

AROI General Body meeting to be held on 10th Nov 2017 in main hall of AROI (2nd last day of ICC) at 5 PM (Or 15 minutes after finishing best paper). Agenda will be circulated later. If anybody want some issue to be included. Please send to undersign.

Dr. Vijay Anand Reddy
President AROI

Dr. Rajesh Vashistha
President Elect

Dr. G.V. Giri
Secretary General

Applications Invited For

Applications are invited to host AROICON 2020

Applications should be forwarded through the HOST INSTITUTE, endorsed by the HEAD of the INSTITUTE and the state chapter PRESIDENT AND SECRETARY.

Dr. G V Giri

Best of Astro-2020

AROI-ESTRO teaching course for 2020

AROI-ESTRO Advance Technology course

AROI ESTRO GYN Teaching Courses: 2017 – 2019

The procedure for applying this courses

Application through host institute

Forwarded by State / Zonal chapter

IN THIS ISSUE

- # From Office of AROI - Page no. 1
- # Articles: Dr G K Rath - Page no. 1
- # Article: Dr. Rajiv Sarin - Page no. 4
- # Conferences - Page no. 5-14
- # Awards - Page no. 13
- # AROI Fellowships - Page no. 15
- # Activity & Fun - Page no.16

Dr. M.L.B. Bhatt (LM:289) who is an Alumnus of K. G. Medical College/University took over the charge of Vice Chancellor of King George's Medical University, Lucknow on 14-04-2017. He was working as Professor and Head, Department of Radiotherapy and Vice Dean, Faculty of Medicine prior to taking over this charge. He has been Vice President of AROI earlier. We are all proud of his achievement. AROI wishes him grand success in his new endeavor.



CONGRATULATIONS

ARTICLES

Prof. G K Rath

One Year Progress of NCI-AIIMS: Exciting Challenges, Promising Future!!

National Cancer Institute (NCI), India is being set up at the 2nd campus of AIIMS (Jhajjar, Haryana). After being approved by the cabinet last year, the project work at NCI-AIIMS is growing at a fast pace. Being monitored directly by the PMO office, the project is running well in time [Figure 1; status as in April 2017]. The ministry has offloaded the consultancy and project management service to HSCC (India) Limited, a PSU under MOHFW. NCI-AIIMS shall be landmark in the arena of cancer research and shall also lessen the gap of deficit of tertiary cancer care in the northern region. The NCI-AIIMS will operate on the lines of NCI (USA) as a nodal center for indigenous cancer research, promotive, preventive, and curative aspects of care and human resource development.

.....Cont. on page 2

One Year Progress of NCI-AIIMS : Exciting Challenges, Promising Future!!

Prof. G K Rath



Prof. Goura Kishor Rath
Head (NCI-AIIMS),
Chief (DRBRAIRCH)
Professor (Radiation Oncology), AIIMS
New Delhi
gkrath2006@gmail.com



Dr Ajeet Kumar Gandhi
Assistant Professor (Radiation Oncology)
Dr Ram Manohar Lohia Institute of
Medical Sciences,
Lucknow
ajeetgandhi23@gmail.com

The institute will broadly have 16 clinical divisions, 15 research divisions, and various disease management groups besides other facilities. This will have different facilities viz. Surgical Oncology, Radiation Oncology, Medical Oncology, Anesthesia and palliative care, Nuclear Medicine etc. Draft proposal for proton facility has also been provisioned along with state of the art tissue repository facility.

12th December 2015 would be etched in the history of cancer care in India, as this day (bhoomi puja day of NCI-AIIMS at Jhajjar Campus) marked the beginning of one of the biggest projects of GOI in the health sector. NCI-AIIMS will be the apex center for translational research in prevention and care of India centric cancers. This is spread over 50 acres within 300 acres of Jhajjar campus of AIIMS and will have 700+ beds dedicated for cancer prevention, care, and research. This is also expected to generate 3000+ career opportunities.

Honorable Prime Minister of India (Shri Narendra Modi) and President of United States of America (Barack Obama) issued a joint statement on 30th September 2014 and agreed in "principle to initiate co-operative activities to increase the capacity in cancer research and patient care delivery, including by developing collaborative

programs for and with India's upcoming NCI-AIIMS". Investigators and Researchers from NCI-USA, NIH-USA have visited the ground and are actively involved in formulation of the blueprint. Prof Harold Varmus (Renowned Nobel Laureate, USA) visited NCI-AIIMS on 13th Jan 2017. Delegations from MD Anderson Cancer Center, USA visited NCI-AIIMS between 25-26th Aug 2016 to review progress [Figure 2]

Memorandum of understanding (MOU) have been signed with several institutes:

1. MOU between The Department of Biotechnology (Ministry of Science and Technology, Govt of India) and DR BRAIRCH, AIIMS, New Delhi on 22nd Aug 2014 with a purpose to set up a joint advisory board to identify immediate, medium, and long term research goals; jointly design clinical trials; co-design and co-develop research labs/facilities; training of man-power and co-creation of a state of the art bio-bank
2. MOU between NCI-USA; NCI-AIIMS; The Department of Biotechnology (Ministry of Science and Technology, Govt of India) and The Indian Council of Medical Research (Department of health research, Govt. of India) on 25th June 2015 at New Delhi

3. Tri-partite agreement between National Institute of Cancer Prevention and Research (formerly Institute of Cytology and Preventive Oncology-Indian Council of Medical Research); Asian Institute of Public Health Bhubaneswar, Odisha and NCI-AIIMS, Delhi on 29th April 2016. The purpose of this MOU is to develop interdisciplinary research, publication of papers, scientific innovations, and educational collaboration in the field of oncology
4. MOU between The National Institute of Immunology (Department of Biotechnology, Ministry of Science and Technology, Govt of India) and NCI-AIIMS on 17th October 2016 with an aim to develop collaborative research projects; discover and develop new anti-cancer agents; promote E-health, M-health, telehealth approaches to cancer education and research on cancer screening and early detection.
5. MOU between La Fondation De l'Academie de Medicine, France and NCI-AIIMS for co-operation in cancer research, prevention, control and management on 18th November 2016.
6. MOU between Barts Cancer Institute, Queen Mary, University of London (UK) and NCI-AIIMS to develop interdisciplinary research on 20th Jan 2017
7. MOU between All India Institute of Ayurveda , Ministry of AYUSH; Central Council for Research in Ayurvedic Sciences, Ministry of AYUSH and NCI-AIIMS for set up of Center of Integrative Oncology in NCI-AIIMS on 24th March 2017

These collaborative efforts have culminated in to several key meetings, the notable of which are: 1st Joint

Working Group meeting between India and USA on 2nd March 2016; 1st Indo US (NCI-AIIMS & NCI-USA) Joint Conference on Translational Research on India's Specific Cancer's 1st March 2016; 1st Indo French Public Health and Medical Innovation Forum (FAM) 19th & 20th Nov 2015; DBT-NCI-AIIMS Provocative Question Workshop at DRBIRCH on 29th Oct 2014 [Figure 3]. An educational series on updates in oncology has also been initiated under the banner of NCI-AIIMS. The first of this series (updates in the management of breast cancer) was successfully conducted between 06-07th May 2017 at AIIMS, New Delhi. This witnessed the enthusiastic participation of over 300 delegates and faculties from different parts of the country (notably, north eastern part). Subsequently, 2nd and 3rd updates in oncology are planned respectively in August and November 2017. The focus of these educational series would be on diverse understanding of the subject with special focus on preventive, translational and research aspects.

OPDs at NCI-AIIMS are proposed to be started by October 2017. With 700+ beds, 50 bedded ICU facility, 40 bedded palliative care unit, 5 Linear Accelerators, 3 brachytherapy units, Intra-operative RT facility, Oncology emergency services, 25 OTs, 3 CT scanners, 4 PET-CT scanners and 2 MRI scanners; NCI-AIIMS is projected to treat around 5,00,000 patients every year.

This has been all possible because of the unconditional support from the present and the past governments and the enthusiastic work of hundreds of individuals who have contributed to the best in their capacity.



Radiogenomics: For Personalizing Radiation Planning And Prescription

Prof. Rajiv Sarin



Prof. Rajiv Sarin
MD, FRCR
Dept. of Radiation
Oncology
Tata Memorial Hospital,
Mumbai
rsarin@actrec.gov.in

specific small molecule inhibitors or monoclonal antibodies for clinical benefit. Similarly, the pharmacogenomics study of germline single nucleotide polymorphisms (SNPs) can predict response or toxicity with specific cytotoxic drugs. A major effort is underway to achieve similar goals for personalized radiotherapy through radiogenomics. In radiogenomics, radiation toxicity is carefully correlated in well designed studies with specific SNPs and post radiation gene expression changes. For coordinated translational research efforts to achieve this goal, a radiogenomics consortium has been formed (<http://epi.grants.cancer.gov/radiogenomics/>). Till date, a large number of candidate gene studies and a few genome wide association studies (GWAS) have shown associations of specific SNPs with enhanced radiation toxicity. As is expected for ionizing radiation, the DNA repair pathways are of greatest relevance from among the various pathways studied. However in a large prospective study correlating 92 SNPs that were earlier reported to predict late radiation toxicity, no such clinical correlation with 2 year toxicity was identified in 1613 patients receiving radiotherapy (976 Breast & 637 Prostate Cancer) as part of clinical trials (Barnett et al Lancet Oncology 2012). This means that we are back to the drawing board and intrinsic radiosensitivity remains an enigmatic concept. As we reach towards the limits of optimizing and personalizing the radiotherapy dose planning and prescription as per the anatomical or physiological parameters, there is a need for major coordinated radiogenomics research for incorporating the radiogenomic status of a patient in their radiotherapy dose planning and prescription. The task is challenging as enhanced radiosensitivity is a complex trait, which may express in specific normal tissues or as globally enhanced radiosensitivity.

The population frequency of different SNPs vary as per the geo-ethnic groups and it is possible that certain SNPs of radiogenomic relevance may be more frequent or less frequent in the Indian population. Hence there is a need for an Indian Radiogenomic consortium to identify subset of patients at higher risk of developing radiation toxicities or poor tumour control. We hope that in years to come we will have validated and rapid assays or biomarkers to predict enhanced toxicity or response and used for personalized radiotherapy planning and dose prescription.

The major gain in therapeutic ratio with modern radiotherapy can be largely attributed to the technical advancements, which permit highly conformal dose delivery and greater sparing of normal tissues. Despite wider availability of volumetric dose response and toxicity data, there is increasing realization that the several normal tissue dose constraints are not validated for specific dosimetric and clinical contexts. The issue is further complicated by inter individual differences within a population in terms of developing clinically significant normal tissue radiation injury. Manifestations of normal tissue toxicity not explained by dosimetric or technical factors or due to synergistic or additive effect of cytotoxic or molecular targeted therapy is attributed to host related factors. The host factors include a broad range of anatomical, physiological and pathological conditions affecting the baseline functional reserve of the organs at risk and the inter-individual genetic differences in accumulating unrepaired DNA damage. The intrinsic radio-sensitivity due to inter-individual genetic differences are difficult to validate and quantify clinically. It is difficult to predict the 3% or the 5% or the 10% individuals in a population who may manifest enhanced radiation toxicity due to their genetic makeup. Hence a lower dose threshold is chosen for the entire population and results in compromising the maximum tumour control probability for majority of the patients in the population.

Systemic therapy for cancer is moving fast towards precision and personalized therapy with an expanding arena of Theragnostics and Pharmacogenomics. In theragnostics, molecular diagnostics identify specific mutations or genetic alteration in the tumour (somatic mutations), which is used for targeting these cancers with

CONFERENCES

8th Annual Conference of AROI Rajasthan State Chapter Jaipur : 25th – 26th March 2017

Update from: Dr Rohitashwa Dana Professor & Head Radiotherapy Department SMS Hospital, Jaipur

8th conference of AROI Rajasthan State chapter was held on March 25-26 2017 at Mahatma Gandhi Institute of Medical Sciences Jaipur. The conference was organised by Dr. Rohitashwa Dana Professor & head Department of Radiotherapy SMS Hospital Jaipur under the Chairmanship of Professor Dr DP Punia Vice Chancellor Mahatma Gandhi University Jaipur. More than 90 delegates attended the conference. Eminent speakers including Dr. Rajiv Sarin TMC Mumbai, Dr. R K Vyas GCRI Ahmadabad, Dr. DN Sharma AIIMS N. Delhi & Other speakers gave there scientific deliberations in the conference. The Conference was accredited by Rajasthan Medical council with four credit hours. The main topics covered were Head & Neck, Breast & Gynaecological malignancies. The scientific program was formatted so as to give the Post Graduate students maximum benefit & participation that included Panel discussion, debates & Oncology quiz along with best paper award session, to encourage PG students travel scholarships were awarded to winners of best paper ward session. President elect AROI Dr. Rajesh Vashistha also graced the occasion



1st AROI-ICRO INTAS Radiobiology teaching course Nagpur (west zone) : 25th March 2017

Update from: Dr Virendra Vyas

The first AROI-ICRO INTAS Radiobiology teaching course (west zone) on clinical Radiobiology for Radiation oncologist was organized on Saturday 25th March 2017 at Hotel Radisson Blue. This course was organized by department of Radiation therapy and Oncology, GMCH Nagpur and course coordinator was Dr Ashok Kumar Diwan, Associate professor and Head Dept of Radiation therapy and oncology, GMCH, Nagpur, Dr. Virendra Vyas, Organizing Chairman, Course Director Dr. Manoj Gupta Professor and unit Head dept of Radiation therapy and oncology RCC, IGMCH, Shimla.

55 students along with consultants participated in this course. The inaugural function was held with the presence of Chief Guest. Dr. A.A. Patwardhan, Principal Scientist, AMD, Nagpur. Dr. K.M. Kamble senior professor of Radiotherapy, Dr. Virendra Vyas Senior vice president of AROI, (also represent on behalf of ICRO) Dr. Manoj Gupta course director and Dr. Ashok K. Diwan course co-coordinator were present during course. Dr. Manoj Gupta

covered the various modules of radiobiology. Program was followed by valedictory function. Feedbacks were taken from the student. They were very happy but most of them suggested that it should be for two days. Dr. Manoj Gupta, Dr. Virendra Vyas and Dr. Kamble shared their views and Dr. Diwan proposed the vote of thanks.



CONFERENCES

25th ICRO Teaching Program Dehradun : 22nd – 23rd April 2017

Update from: Dr Meenu Gupta

25th ICRO PG teaching program (Silver Jubilee) was organised by Department of Radiotherapy, Cancer Research Institute Swami Rama Himalayan University Dehradun on 22nd-23rd April 2017. The theme of teaching was "Updates on Urogenital Malignancies". After prayer, ICRO Chairman Dr S.N. Senapati, Dr R. Vashistha along with Director CRI Dr Sunil Saini started the inauguration with lamp lightening. The course curriculum was designed in such a manner as to deliver lectures on all aspects of urogenital malignancies ranging from anatomy, radiology, pathology with in depth discussion on treatment planning and newer techniques in management of urogenital malignancies. The eminent faculties like Dr. Rakesh Kapoor (PGIMER Chandigarh), Dr. M.Ashraf (SKIMS, Srinagar), Dr D.N Sharma (AIIMS, Delhi), Dr Manish Pandey (Delhi), Dr. S. N. Senapati (President ICRO) along with Dr. G. V. Giri (Secretary, ICRO) and Dr. Rajesh Vashishtha (President Elect, AROI), besides the institute's own faculties- Dr. Deepa Singh (Anatomy faculty), Dr Manju Saini (Radiologist), Dr. Neena Chauhan (Oncopathologist) participated in this event. About 80 PG students from various institutes all around India like Chennai, Vellore, Bangalore, Mangalore, Ahmedabad, Chandigarh, Cuttack, Jaipur, Varanasi, Aligarh, Lucknow, New Delhi, Shimla, Bikaner, Kashmir, Dehradun, Mumbai and Kolkata attended this teaching program. The teaching schedule was divided into various sessions. Dr Deepa Singh discussed about anatomy of genitourinary system with group discussion. Dr. Neena Chauhan gave lecture on histopathology in genitourinary malignancies and Dr. Manju Saini gave lecture on imaging modalities in genitourinary malignancies which was followed by

lecture as staging in genitourinary malignancies by Dr. Deepak Abrol, GMC, Jammu. Other lectures included lectures on "Principles of treatment in carcinoma urinary bladder" by Dr Rajesh Parisha AIIMS, Rishikesh, "Radiotherapy planning in carcinoma urinary bladder" by Dr. Narendra Kumar, PGI, Chandigarh, "Principles of treatment in localized carcinoma prostate" by Dr Rakesh Kapoor, PGI, Chandigarh and "Volume delineation in carcinoma prostate" by senior faculty Dr Vineeta Goyal, Max Hospital, Delhi. Dr Mushtaq Ahmad from Cancer Research Institute, Dehradun delivered lecture on hormone therapy in carcinoma prostate. First day session was concluded with lecture on brachytherapy in carcinoma prostate delivered by Dr D.N. Sharma AIIMS, Delhi. Second day session started with lecture on principles of treatment in testicular cancer by Dr M.Ashraf, SKIMS, Srinagar. Dr. K.Thejaswini from Kidwai, Bangalore gave lecture on role of radiation in seminomatous testicular tumors. Lecture on management of metastatic renal cell carcinoma was given by Dr Vimal Pandita, Max Hospital, Dehradun. Basics of radiobiology and prognostic factors in genitourinary malignancies were taught by Dr Manoj Gupta, IGMCI, Shimla. Dr. Sajal Kakkar from Chandigarh gave lecture on practice changing innovations in last two years in urogenital malignancies. In the end of the teaching program, evaluation and ICRO quiz was held for the post graduates by ICRO chairman Dr Senapati and ICRO General Secretary Dr. G. V. Giri. Dr Mushtaq Ahmad was the ICRO Course chairman. Dr Meenu Gupta course coordinator organized breathing exercises and early morning yoga for post graduates.



CONFERENCES

1ST AROI Bihar Chapter Conference Patna : 29th – 30th April 2017

Update from: Dr Dinesh Kumar Sinha

1st Annual conference of Association of Radiation Oncologist of India (AROI), Bihar Chapter was organized successfully by Regional Cancer Centre, Indira Gandhi Institute of Medical Sciences (IGIMS), Patna on 29th and 30th April, 2017 with the theme “Adding Life: An Integrated Approach”. The scientific agenda of this meeting covered 7 sessions with three lectures and one panel discussion in each session including Head & Neck, GI, Pediatric tumors, Bone tumors & Soft tissue Sarcoma, Gynecological malignancy, Urogenital and Brain tumors. The Bihar Council of Medical Registration has accredited 08 credit hours to this conference. The venue of this conference was IGIMS.

Two prestigious Orations were delivered in the name of Dr Rangi Prasad Singh and Dr A D Singh by Prof Dr U P Shahi and Prof Dr G K Rath respectively. E-Posters and best paper oral presentations were included in the conference and four winners in each group awarded with Prof Dr K K Singh award, prize money and certificate. Total 29 abstracts were submitted in this conference. A Souvenir was also published containing messages, articles and abstracts. 304 participants attended this conference including 41 national faculties, 102 local faculties and 63 delegates. Inaugural function was graced by Chief Guest, Justice K K Mandal, and Guest of honours, Dr Rajesh Vashistha and Dr U P Shahi. Inaugural function was followed by musical entertainment with dinner at Vatika Premier.

The organizing Committee included Prof Dr N R Biswas, Director, IGIMS as Chief Patron, Prof Dr Mithilesh Kumar, Prof Dr B Sanyal, Dr J K Singh, Prof Dr Rajiv Ranjan Prasad, Prof Dr Sudhakar Singh and Prof Dr Rajesh Kumar Singh as Patron. Prof Dr P N Pandit as chairman organizing committee and Dr Dinesh Kumar Sinha as Organizing Secretary conducted this conference. The Scientific Committee included Dr Richa Madhawi, Dr Pritanjali Singh, Dr Vinita Trivedi and Dr Mukesh Kumar Bharti. Dr Kunal Kishor was the treasurer.



Basic Principles and Practice Of Cancer Care Delhi : 8th – 13th May 2017

Update from: Dr Abhishek Shankar

Things change, when we choose to change them. Waiting for things to happen would not beget any change. Technological advances in recent past have drastically curtailed most of the infection related diseases but the opposite is true in respect of cancer. Not only the same trend prevails in the Northeast India but certain types of cancers are relatively very high in the region compared to national figures. The incidence of cancer is highest in Aizawl and Papum Pare in male and female respectively. Majority of cancers are behavior related and there is very high mortality due to cancer as there is deficiency of state of art cancer care facilities.

Continuing the academic program after updates in management of breast cancer, Short Observership Program on basic principles and practice of cancer care for cancer care providers from north eastern region was organized by Department of Preventive Oncology, Dr B R Ambedkar Institute Rotary Cancer Hospital, All India Institute of Medical Sciences, under the mentorship of Prof G K Rath from 8 -13th May, 2017.

CONFERENCES

BPCCC : AIIMS

This was attended by 50 participants consisting of Radiation Oncologists, Medical Oncologists, Surgeons, Pathologists, Public Health doctors, Senior Medical Officers, Medical Physicists and Nursing officers from all 8 states in North Eastern Region nominated by state Government. This program was supported by Ministry of Development of North Eastern Region (DoNER) to make cancer care providers working in north eastern region more informed and updated. This is a start of long term collaboration in terms of research, human resource training and behavior modification based population studies. Participants were rotated in different departments and subsite clinics as per their specialty with lectures on cancer control and prevention, diagnosis and treatment of common cancers, research methodology with an exposure to preventive oncology and palliative care unit. Ministry of DoNER under the leadership of Dr Jitendra Singh (MoS, I/C, Ministry of DoNER) and Shri Naveen Verma (Secretary DoNER) is very keen to work on north eastern region cancer issue in association with AIIMS, Delhi and plan is to start cancer awareness campaign in all states of NER with a major focus on behavior modification. All the participants enjoyed the program and expressed their desire to work more closely to deal with all issues related to cancer care. Many of the doctors in training requested to design one to three months structured program for NER regions for different specialties for better learning perspectives.

Gynecologic Cancer Conference Jalandhar : 15th – 16th April 2017

Update from: Patel Hospital, Jalandhar

Patel hospital had organized its conference on Gynaecologic Cancer on 15th-16th April at Jalandhar under the aegis of AROI, YOG, IMA and FOGSI. In this conference all the senior faculty from various cancer hospitals participated. The main highlights of the conference:

- Over 80 national & international faculty.
- Poster & Quiz session.
- The main multidisciplinary academic event saw extremely enthusiastic participation with over 400 attendees, who ensured a full house through the forum duration across two halls.

Our Gynecologic Conference 2017 "From Bench to Bedside" was a part of Patel Hospital's annual initiative as a comprehensive cancer center, to bring focused cancer events to our region so as to keep us all abreast and contemporary in the ever-evolving world of cancer care. Cancer care is a multidisciplinary care as is evident by the various specialities involved in the diagnosis and management of these cancers and our conference aims to bring all the varied specialities under one forum for education, information and exchange of ideas as it is directed towards all aspects of prevention and management of Gynecologic cancers. It incorporated surgical video session, interactive panel discussions, keynote lectures, debates, speciality specific sessions, poster presentations and quiz. The forum was attended by renowned faculty from all specialties of Gynaecologic cancer including: Dr. Rajesh Vashistha(Max Hospital, Bathinda), Dr. Jaydip Bhaumik(TMC Kolkata), Dr Amish Chaudhary(Max Hospital, Saket, Delhi), Dr Alok Gupta(Max Hospital, Saket, Delhi), Dr AK Anand(Radiation Oncology), Dr Anjali Ahuja(Radiation Oncology), Dr Swarupa Mitra(RGCI, New Delhi), Dr. Kundan Singh Chufal(Batra Hospital, New Delhi), Dr. G. Selvalakshmi(Adyar Hospital, Chennai).



CONFERENCES

1st Updates in Management Of Breast Cancer Delhi : 6th -7th May 2017

Update from: Dr Abhishek Shankar

Dr B R Ambedkar Institute Rotary Cancer Hospital, All India Institute of Medical Sciences, under the privileged guidance and mentorship of Prof G K Rath has conducted the 1st "Updates in Management of Breast Cancer" a multidisciplinary two day long educational session from 6th -7th of May, 2017. This event was organized as a part of the continuous academic update to mark the beginning of the forth coming National Cancer Institute at Jhajjar, Haryana at the second campus of AIIMS, New Delhi and presented by Indian Society of Clinical Oncology. The two days program was attended by nearly 400 delegates from different part of the country and from neighboring countries as well. The program was designed in a manner to cover different aspects of management breast cancer starting with epidemiology and prevention, screening, and stage wise management of breast cancer, survivorship, different special issues in the management of breast cancer and possibility of incorporation of immunotherapy and Ayurveda. The day 1 of the program had a one hour special session of interaction with

Prof. Rath regarding the opportunities in the NCI, India. The program also had a quiz at the end focusing on the topics discussed in the two days. Overall the program was aimed to update the three major stakeholders about the importance of interdisciplinary co-ordination and updating the residents and young practitioners about the recent advance in the management of breast cancer. This program was well appreciated among the attendants and many attendees already have expressed eagerness to attend the subsequent meetings.



3rd Joint Karnataka & Maharashtra State Chapter AROI Goa : 14th - 15th April 2017

Update from: Dr Gunjan Baijal

The Maharashtra Chapter of AROI organized the 3rd Joint Karnataka and Maharashtra Chapter AROI meeting at Tangerine Boutique Resort Goa on 14th and 15th April 2017. The event was an academic delight on the burning topic of Image Guidance and Motion Management in Routine clinical Practice. During the meeting various protocols controversies and future directions in the practice of IGRT were discussed by the speakers and the esteemed delegates. The occasion was graced by eminent faculty like Dr Virendra Vyas, Dr Umesh M Shetty, Dr R Billimagga, Dr Belliappa and Dr Siddanna. The high point of the conference was the doctrinal debate "In the modern era of Radiotherapy practice, there is no need for ITV to PTV margins?" by Dr Priyanka from Father Muller Medical college and Dr Meetakshi Pilar of Tata Memorial Hospital Mumbai. The debate led to immense discussion and challenged several concepts of routine day to day practice. The delegates were witness to an amazing quiz for the residents in the format of the famous Kaun

Banega Crorepati organized by Dr Pramod Tike, Dr Bhushan Zade and Dr Gunjan Baijal.

The academic discussions were followed by a plush Gala Night with DJ (Goa Style) and Dinner. The event received support from Manipal Hospital Goa, Elekta and Celon Industries.



CONFERENCES


PRODVANCE (2nd) for the North Zone Lucknow: 29th – 30th April 2017

Update from: Dr Madhup Rastogi

The 2nd PRODVANCE course for North Zone was very well conducted at Dr Ram Manohar Lohia Institute of Medical Sciences, Lucknow from 29th to 30th April 2017. The thematic focus was "Imaging, Contouring and Plan evaluations" of sites like head & neck, breast, brain, lung, cervix, prostate and rectum cancers.

The course was inaugurated by Professor M.L.B. Bhatt, Vice Chancellor, KG Medical University and Former Professor and Head, Radiation Oncology, Dr RMLIMS. He emphatically advised that such program should be arranged at regular interval to embed the recent cutting edge knowledge to the fraternity for delivery of fruits of advancement to the public. Dr Rajesh Vashishtha, President elect AROI, Dr. GV Giri General Secretary AROI, Dr. S N Senapati, Chairman ICRO, Dr. Satyjeet Pradhan, Secretary ICRO participated in the event which was attended by more than 60 participants across the North India (U.P, Delhi, Himachal Pradesh, Punjab and Uttarakhand). Prof Madhup Rastogi, Head of Department at RMLIMS was the course chairman and Prof Rohini Khurana served as course Coordinator. In depth RT planning analysis of head and neck cancer, breast cancer,

lung cancer, cervical cancer, prostate cancer, and rectal cancer were discussed by various experts from across India. This 2nd course of ICRO was aptly supported by Dr. Reddy Lab. It was felt that such course will have bearing on the quality of treatment and in improvement of outcome of patient. The course presented amalgamation of recommendations of ICRU, RTOG, AAPM and ASTRO about the quality practices in Radiation Oncology.



CME : Breast Cancer Deharadun: 1st – 2nd April 2017

Update from: Dr Vipul Nautiyal

Breast cancer continues to be the most commonly diagnosed cancer in urban women and 2nd most common cancer in rural women. It is estimated that in 2015, nearly 76000 women died of this cancer. Owing to the lack of awareness of this disease and in absence of breast cancer screening program majority of breast cancer are diagnosed at an advanced stage. In the state of Uttarakhand, it is estimated that breast cancer accounts for nearly 23% of all diagnosed cancers. Cancer Research Institute, Swami Rama Himalayan University is a centre of excellence in the state of Uttarakhand providing multimodality protocol based treatment at par with the best centres of the world and routinely organises breast cancer screening camps in collaboration with ICPO. Cancer Research Institute, Swami Rama Himalayan University organised a continuing medical education program on 1st and 2nd April. The theme of CME was on recent advances, early diagnosis of cancer and more effective and cost friendly ways for breast cancer treatment to bring about the much needed push and improvement in breast cancer care in India. The CME was attended by eminent dignitaries from all over the country. The CME was inaugurated by Hon'ble Vice Chancellor of the SRH University Dr Vijay Dhasmana and Dr Sanjeev Misra (Director AIIMS Rishikesh and Jodhpur). Dr Vijay Dhasmana shared his personal experiences with cancer and enlightened how lack of awareness in society has lead to ignorance towards disease. He also showed motivation towards camps for awareness and screening programmes for younger age group. He also said that SRHUniversity and AIIMS Rishikesh would work in collaboration in the coming years. Dr Sanjeev Misra delivered the key note address and explained about the early detection and treatment of breast cancer.

CONFERENCES

CME : Breast Cancer, Dehradun

He also said there is uneven proportion of oncology centre all over contry. He also explained how early detection of breast cancer helps in curing the disease. He congratulated Prof Sunil Saini and Dr Vipul Nautiyal for organising a CME on such an important topic and bringing together all renowned oncologist from all across the country. Dr. Vipul Nautiyal emphasis the fact Breast cancer if not treated would become an epidemic in India and Cancer Research Institute is the only centre in Uttrakhand and western UP, where all facilities for cancer diagnosis and treatment is available. This was followed by 2 day of academic session, were Radiologist, Pathologist, Medical oncologist, surgical oncologist and Radiation Oncologist put forward their views. Dr. Mushtaq Ahmad, Dr SK Verma, Dr. Meenu Gupta and Dr. Saurabh Bansal from Cancer Research Institute were also there in the Breast Oncology CME. The CME was attended by stalwarts like Dr. Rajesh Vasistha (President Elect AROI) , Dr. Manoj Gupta(President of NZAROI), Dr. Manish Pandey(Secretary, NZAROI), Dr S.C. Sharma(MMU, Ambala), Dr SVS Deo (AIIMS,New delhi), Dr. Madhup Rastogi (RMLIMS, Lucknow), Dr D C Doval(RGCI,Delhi), Dr Punita Lal (SGPGI,Lucknow), Dr Shyam Agarwal(Ganga Ram,Delhi),Dr Paul Jacobs (CMC,Vellore).



Best of ASTRO VISA KHAPATNAM: 13th – 14th May 2017

Update from: Dr B.Ravishankar

The conference was conducted on 13, 14 th of may at Visakhapatnam. The conference was licenced from ASTRO and the content was discussed in 12 tracks. The senior Faculty was controlling each track. The tracks were covering all the clinical material relevant to daily practice and each track had summary with clinical case discussion for Q&A. The registrations were 183 which includes Post graduates , faculty and delegates.



Upcoming.....



Updates in Management of Gynecological Cancer

An Educational series of National Cancer Institute, India. 5-6th August, 2017, AIIMS Delhi

Presented by Indian Society of Clinical Oncology

www.updatesinoncology.com

Email: aiimsoncologyupdate@gmail.com

Program Director: Prof GK Rath

Organising Secretary: Dr Abhishek Shankar

Organising Jt Secretary: Dr Supriya Mallick

Contact person: Ms Aditi Mistry - 7021569423

2nd Meeting of FARO

9th - 10th November 2017 (FARO Council Meeting will be the morning of 10 November)

Venue: Clarks Exotica Resort, Bengaluru, India

Registration: Now open at <http://www.indiancancercongress2017.com/>

The fee for FARO participants will be 5000 rupees until June 30, and will increase onward.

Abstract Submission: Now open at <http://www.indiancancercongress2017.com/>

Deadline: 30 June 2017)

We request each FARO Member Organizations to submit at least 5 abstracts and to send at least 10 participants to this Meeting.

Best regards,

Tomoaki Tamaki

Deputy Secretary General, FARO

AROI – ICRO Teaching Program – 2017

| Year | Name | Institution | Email ID | Contact No. | Date | Topic |
|------|----------------------|--|--|-------------|-------------------|--|
| 2017 | Dr. Manish Goarala | North Zone : Rajiv Gandhi, Hospital , Delhi (North Zone) | drmanish@gmail.com | 9958431598 | 3rd June | Radiobiology |
| 2017 | Dr. Pritanjali Singh | AIIMS, Patna (Bihar Chapter) | drpritanjali@yahoo.com | 9334931395 | 15th - 16th July | Imaging Contouring and Plan Evaluation |
| 2017 | Dr. V Parthasarathy | JIPMER , Pondicherry (TN & Pondicherry) | drpatchu03@gmail.com | 9443601748 | 5th & 6th August | Landmark Trials |
| 2017 | Dr. Anup Kumar | East Zone : RIMS, Ranchi (Jharkhand Chapter) (East Zone) | anupkr_74@yahoo.co.in | 9199395419 | 9th September | Radiobiology |
| 2017 | Dr. Manoj Gupta | IGMC, Shimla | mkgupta62@yahoo.co.in | 9816137344 | 23rd September | Radiobiology |
| 2017 | Dr. Sandeep Jain | SMS Medical college\BMC Inst, Jaipur (Rajasthan Chapter) | jaindsandeep@rediffmail.com | 9828233338 | 8th - 9th October | Imaging Contouring and Plan Evaluation |
| 2017 | Dr. Ashwin Shah | South Zone : Kamineni Hospital, Hyderabad | ashwinmanikantshah@gmail.com | 9848031770 | 28th October | Radiobiology |
| 2017 | Dr. Rajesh Vashistha | Bathinda, Ludhiana | drvashistha@gmail.com | 9316911970 | November | SRS, SBRT |
| 2017 | Dr. Suresh Kumar | Kerala | | | | Imaging Contouring and Plan Evaluation |

Academic Program Support by: Sun Pharma, Dr. Reddy's Lab, INTAS

Upcoming.....



Updates in Management of Head & Neck Cancer

An Educational series of National Cancer Institute, India. 4-5th November, AIIMS, Delhi

Presented by Indian Society of Clinical Oncology

Website: www.updatesinoncology.com

Email: aiimsoncologyupdate@gmail.com

Program Director: Prof GK Rath

Organising Secretary: Dr Abhishek Shankar

Organising Jt Secretary: Dr Supriya Mallick

Contact Person: Ms Aditi Mistry: 7021569423

AOCMP 2017 & AMPICON 2017

4th - 7th November 2017 Jaipur, India

17th Asia Oceania Congress of Medical Physics (AOCMP 2017)

&

38th Annual Conference of Association of Medical Physicists of India (AMPICON 2017)



2nd Indian Cancer Congress

08 - 12 November, 2017 | Bengaluru

Insight Innovation Integration

Awards & Honours



ESTRO Technology Transfer Grant (TTG)

Dr. Ashu Abhishek, Consultant, Radiation Oncology Medanta The

Medicity, Gurgaon was awarded the ESTRO Technology Transfer Grant (TTG) for the year 2016-2017 for a 3 week fellowship/ observer ship at the Department of Oncology, Aarhus University Hospital (AUH), Denmark under able guidance of Dr Morten Hoyer, Professor, Clinical Oncology. His aim was to learn finer aspects of Liver and pancreas SBRT planning and delivery. Apart from learning about various motion management skills, Dr Ashu also got opportunity to be part of the proton therapy planning strategies at AUH and also take part in a unique cranial SRS cranial study presently undergoing at the center.

Title: Variation in planned Vs delivered liver SBRT dose

Institute and country visited : Aarhus University Hospital, Skejby, Aarhus


13th March 2017 - 31st March 2017

Winners - Dehradun ICRO


Dr. Reshma Purella, Omega Hyderabad, DNB

Dr. Shwetabh Sinha, Tata Memorial Hospital, Mumbai, MD

Upcoming.....

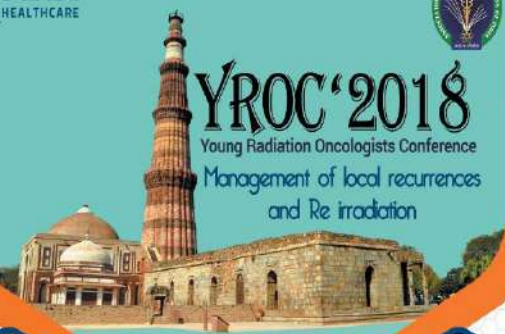



Save The Date





YROC '2018

Young Radiation Oncologists Conference
Management of local recurrences
and Re irradiation



12-14th, January 2018
New Delhi

Organizing Secretary
Vineeta Goel
Charu Garg

Co- Organizing Secretary
Amit Roy Chaudhary
Anirudh Punekar

Block your Dates to attend
A **Full-Day** CME on

"Perils & Practice" in REIRRADIATION

On 26th August 2017
By
Mahatma Gandhi Cancer Hospital and
Research Institute, Visakhapatnam

Register Here:
Chairman: Dr. Murali Krishna Voonna
Organizing Secretary: Dr. Kanhu Charan Patro

Contact:
Email: drkcpatro@gmail.com
Mobile: 9160470564
7702202246

2nd AROI ESTRO GYN Teaching Course

8th -11th March 2018

Dr. Ram Manohar Lohia Institute of Medical Sciences
Lucknow - INDIA

26th PG ICRO (Sun Pharma)

Teaching Program


Venue : JIPMER Pondicherry
Dates : 5th & 6th August 2017.

- Course Chairman -
Dr V.Parthasarthy
9443601748
- Course Coordinator -
Dr Ashustosh Mukherjee
9489146747

**Topic : Case Discussion And
Landmark Trials In H&N ,
Breast , Cervical Cancer.**

OFFICIALLY LICENSED

Best of ASCO






Annual Meeting

*Don't Miss the Opportunity
Register Soon*

**Best of ASCO 2017 and
Associated Meetings**

14th to 16th July 2017
Hyatt Regency, Chandigarh, India

DEMYSTIFYING ADVANCES IN ONCOLOGY

Core Committee : Dr. Sunandan Sharma, Dr. Pankaj Arora, Dr. Sajal Kakkar,
Dr. Ritesh Purty, Dr. Shaveta Gupta



AROI

Fellowships/Grants/Awards

Fellowships/ Grants

| S.No. | Name of Fellowship | Nos | For | Age Group | Fellowship Grant (in Rs) | Basis | Member of AROI For #/yrs | Min Papers | Regularly Attending AROI conferences | Already availed fellowship in the past |
|--------------------------|---------------------------------|-----|----------------------|-----------|--------------------------|----------------|--------------------------|--|--------------------------------------|--|
| 1. Overseas | | | | | | | | | | |
| 1.1 | AROI- Kirloskar | 1 | Radiation Oncologist | >50 | 1.5 Lakhs | MD/DNB | 10 | 5 | yes | No |
| 1.2 | AROI- Kirloskar AROI Fellowship | 2 | Radiation Oncologist | 41-50 | 1.5 Lakhs | MD/DNB | 10 | 5 | yes | No |
| 1.3 | AROI Fellowship | 3 | Radiation Oncologist | 35-40 | 1 Lakh | MD/DNB | 5 | 3 | yes | No |
| 1.4 | AROI | 3 | Radiation Oncologist | 30-35 | 1,00,000 | MD/DNB | | 3 | yes | No |
| 2. Within India 4 | | | | | | | | | | |
| 2.1 | AROI | 1 | Medical Physicist | <40 | 20,000 | DRP/MSc(MP) | 2 | BASED ON THE RESUME AND INTERVIEW AT THE CONFERENCE & PREFERENCE GIVEN TO PAPER PRESENTERS | yes | No |
| 2.2 | AROI | 1 | Radiation Oncologist | < 35 | 20,000 | MD/DNB | 3 | | | |
| 2.3 | AROI | 1 | RT Technologist | <45 | 10,000 | AERB Certified | yes | | | No |
| 2.4 | Neil Joseph Fellowship | 6 | Radiation Oncologist | | 15,000 | Student MD/DNB | yes | RESUME AND INTERVIEW | | |

Best Paper

| | | | | | | | | |
|-----|---|---|---|-------|-------------------------|-------------------------|----------|---------------------------------|
| 3.1 | Best Proffered Paper for Senior Members | 1 | Radiation Oncologist | 40-50 | | Post MD/ DNB >10 Yr | 10-15 | To be decided In conf. upon |
| 3.2 | Best Proffered Paper for Senior Members | 1 | Radiation Oncologist | 35-40 | | Post MD/ 5-10 yr | 5-10 | Presentation Condition As above |
| 3.3 | Dr. G.C. Pant Young Doctor Award | 1 | Radiation Oncologist Post MD/DNB | <40 | Rs 20000 for fellowship | Post MD/ DNB 3 yrs | 73 years | Condition As above |
| 3.4 | Dr. M S Gujral Gold Medal | 1 | Doing MD/DNB | | Rs 10000 + Medal | | yes | Condition As above |
| 3.5 | Dr. M C Pant Gold Medal | 1 | | | Rs 7500+ Medal | | yes | Condition As above |
| 3.6 | Gold Medal Medical Physics | 1 | Physicist/Radiation oncologist with physicist | <30 | Rs 7500 | DRP/MSc in Med. Physics | yes | Condition As above |

Procedure for Application:

1. Applicants have to send a copy of date of birth certificate.
2. Applicants to send a copy of the publications mentioned under each Fellowship.
3. Self certified proclamation that they are working full time in radiotherapy.
4. Fellowship amount will be given to candidates from money received from sponsors after tax deduction and 15% contribution to AROI fund.
5. All the applications for fellowship/ best paper awards be sent along with the letter from head of department/ institute to the office of Secretary General AROI by 5 PM, 30 July 2017.
6. No Objection certificate from their head of Department if selected to go for fellowship.
7. PG Students shall send their certificates through Head of the Department.
8. For the best paper award, applications should be sent along the full paper. (Soft copy by email & hard copy by post).
9. Abstract along with the letter from the head of dept. for publication in JCRT should be sent along with the paper.
10. For fellowship more than 35 years age category should be member of ICRO.
11. Applicants to send softcopy also through email.

Mailing address:

Dr. G.V. Giri,
Secretary General, AROI
Sri Shankara Cancer Hospital
1st cross, Shankra Mutt
premises
Shankarapuram
Basavangudi,
Bangalore
Karnataka 560004


Email:
secretaryaroi@gmail.com
Vashistha.aroi@gmail.com

Activity & Fun



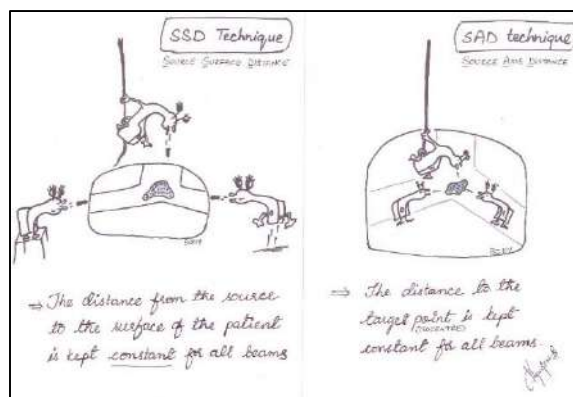
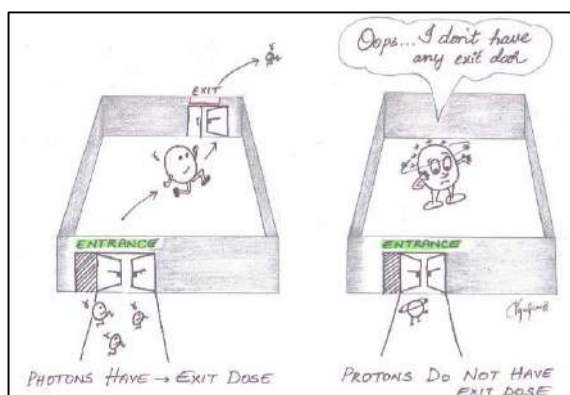
U P R M G K Z H X D R R T K W B O A B Q J
M T R E A T M E N T V F S Y Y P E Q K Z N
P E S I S O N G O R P A I N T J D Q Z P H
U Y V L U E I U N T J F G I N R K F L G N
C J D O R P A O M T U M O R L A N F H U Q
O X Q A G D V R U R A N L W G D Y J Z J Z
I H Y D E K N J C Q S M O M N I L O M G I
C V P C R F O C B H Z T C J J A H W V G Q
C F N T Y S Z K T E P O N E W T V W F L Y
R C A G G R E S S I V E O U I I V F Z Y V
B H C J D A R D Q K P R B W N O E W F Z V
E E T N A S R E Q O M A L I G N A N T M Z
L M I V G P K C C R E D E N T I A L S K W
I O O Q P I P I B Y N E C C A L U R C Y U
E T N A L R N D L N N G A S Q F P V I G V
V H F A I A J E K X R R W H R D M E B Q Y
E E Z P M T U Y B A L E C Q S G E U L V Z
K R R O V I V R U S D E T E R M I N E Z L
O A S I S O N G A I D N C I S M V J H V
H P B W W N E F F E C T I V E Q Y U Z K G
Q Y N L V F R A N K N E S S V U W Y W Z U

Please find word you use during
your routine Oncology practice



U P R M G K Z H X D R R T K W B O A B Q J
M T R E A T M E N T V F S Y Y P E Q K Z N
P E S I S O N G O R P A I N T J D Q Z P H
U Y V L U E I U N T J F G I N R K F L G N
C J D O R P A O M T U M O R L A N F H U Q
O X Q A G D V R U R A N L W G D Y J Z J Z
I H Y D E K N J C Q S M O M N I L O M G I
C V P C R F O C B H Z T C J J A H W V G Q
C F N T Y S Z K T E P O N E W T V W F L Y
R C A G G R E S S I V E O U I I V F Z Y V
B H C J D A R D Q K P R B W N O E W F Z V
E E T N A S R E Q O M A L I G N A N T M Z
L M I V G P K C C R E D E N T I A L S K W
I O O Q P I P I B Y N E C C A L U R C Y U
E T N A L R N D L N N G A S Q F P V I G V
V H F A I A J E K X R R W H R D M E B Q Y
E E Z P M T U Y B A L E C Q S G E U L V Z
K R R O V I V R U S D E T E R M I N E Z L
O A S I S O N G A I D N C I S M V J H V
H P B W W N E F F E C T I V E Q Y U Z K G
Q Y N L V F R A N K N E S S V U W Y W Z U

Answer For Activity



Cartoon Illustrations by:

Dr Nagarjuna Burela

Senior Resident

Dept of Radiation Oncology

Bhagwan Mahaveer Cancer Hospital & Research Centre Jaipur.

This issue is brought to you by Dr. Vikas Jagtap, NEIGRIHMS, Shillong (Meghalaya), India for the Association of Radiation Oncologists of India

Dr. Vikas Jagtap

Associate Professor, HOD & I/C

+91 - 8822231236, drvikasj@yahoo.co.in